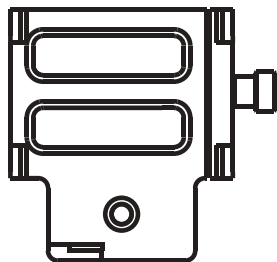


Grasper

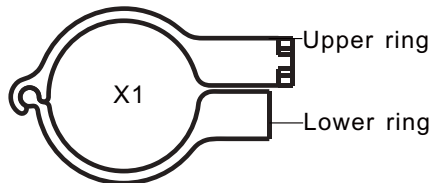
VOLO.
Freedom to fly



PRODUCT INFORMATION

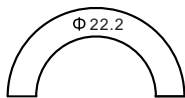


Grasper X1



Upper ring


Lower ring




Spacer X2



Spacer X2

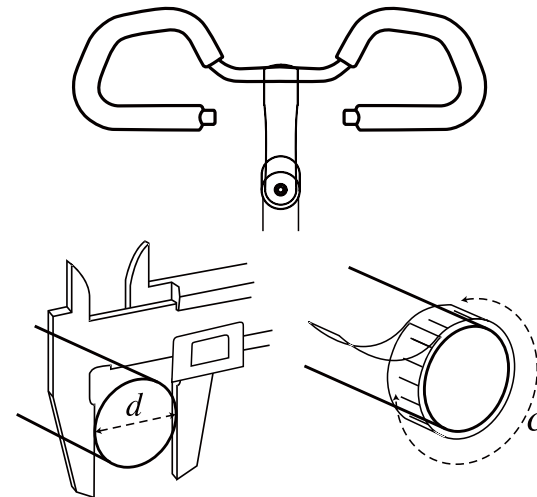


M3 Allen Key X1



M4 Allen Key X1

FITMENT CHECK



MATCHING BAR DIAMETER: 20-32.5mm
20~23.5 mm (with Φ A 22.2 mm spacer)
23~26.5 mm (with Φ A 25.4mm spacer)

VOLO BIKE PRODUCTS LIMITED
<http://www.volo.com.hk>

Phone: +86 755 29558017
Fax: +86 755 22631887
E-mail: sales@volo.com.hk

VOLO freedom to fly
 VOLO bike



Design by VOLO
Made in china

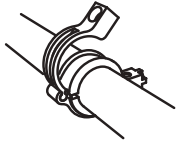


Color:

Net Weight: 98g

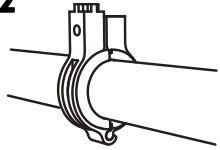
Grasp your phone onto handle bar

1



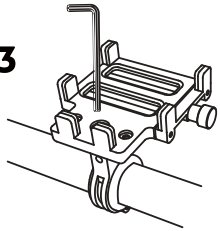
According to the diameter of your handlebar, choosing right size "Spacers" then place them in right position.

2



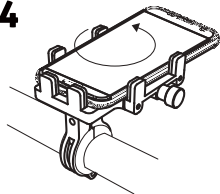
Screwing "Upper ring" & "Lower ring" together tightly, make sure it locked well with handlebar.

3



Screwing the "Grasper" into the rings from the top by M3 Allen Key.

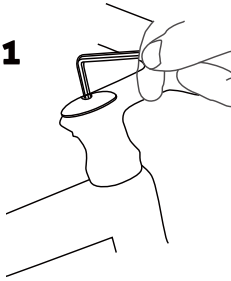
4



You can place your phone into the "Grasper" and adjust the tightness by rotating the knob. controlling phone with 360° rotation.

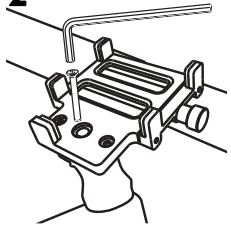
Grasp your phone onto the stem

1



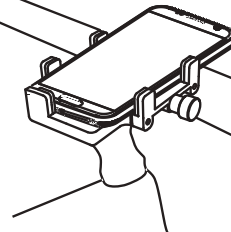
Loosen the screw of stem cap and remove it.

2



Mount the "Grasper" onto the headset cap with M6 screws by M4 Allen Key

3



You can place your phone into the "Grasper" and adjust the tightness by rotating the knob.



ALUMINIUM BODY



CNC MACHINED



SCREWING CLAMPING

MATERIAL: Aircraft Grade Aluminium, Steel

NET WEIGHT: 98 g

MATCHING SIZE (SMART PHONE WIDTH):60mm ~105mm

MAX LOADED WEIGHT: 3000 g



Bike mount, Smart Phone Bicycle Handlebar & Motorcycle Holder Cradle

Warning: We do not recommend using it in strenuous exercise such as off road, mountain or bumpy track riding.

