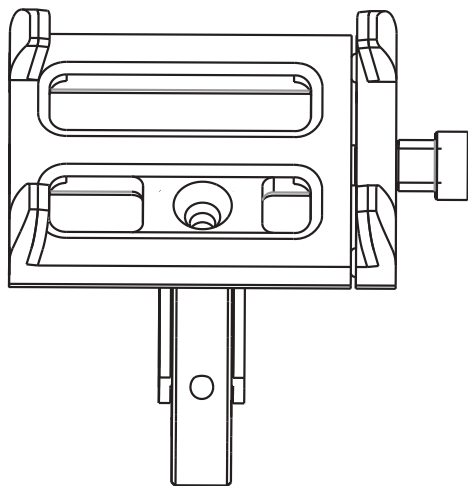
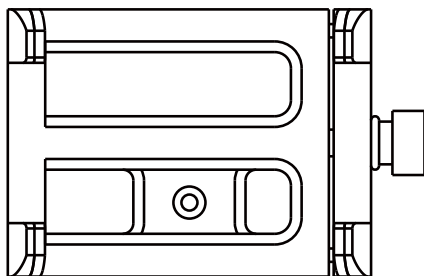


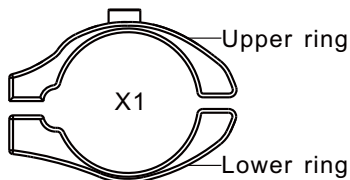
# Grasper



## PRODUCT FORMATION



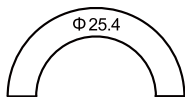
Grasper X1



Upper ring

X1

Lower ring

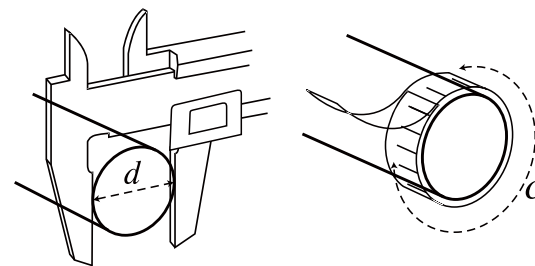
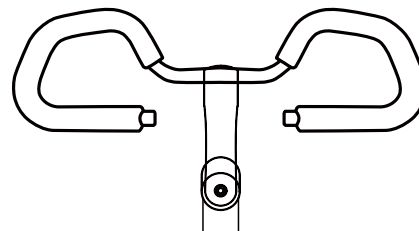


Spacer X2



Spacer X2

## FITMENT CHECK



MATCHING BAR DIAMETER:  
23.5~27 mm (with  $\Phi$ A 25.4 mm spacer)  
30~34.5 mm (with  $\Phi$ A 31.8mm spacer)

**VOLO BIKE PRODUCTS INC**  
<http://www.volo.hk>

Phone: +86 755 29558017

Fax: +86 755 22631887


E-mail: info@volo.hk

VOLO freedom to fly

VOLO bike



Design by VOLO  
Made in china



M3 Allen Key X1

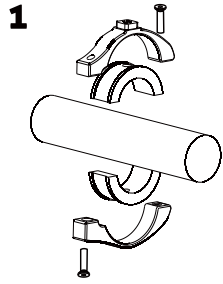


M4 Allen Key X1

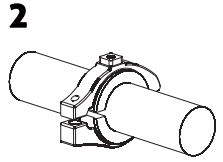
Color:

Net Weight: 80g

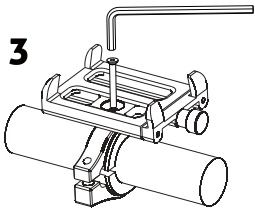
## Grasp your phone onto handle bar



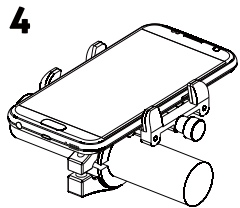
1 According to the diameter of your handlebar, choosing right size "Spacers" then place them in right position.



2 Screwing "Upper ring" & "Lower ring" together tightly, make sure it locked well with handlebar.

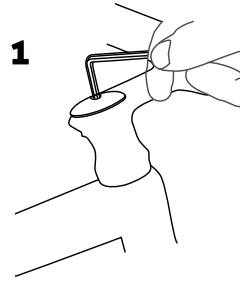


3 Screwing the "Grasper" into the rings from the top by M3 Allen Key.

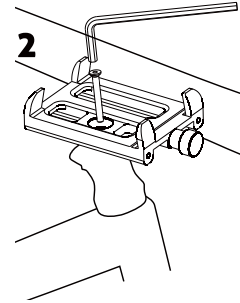


4 You can place your phone into the "Grasper" and adjust the tightness by rotating the knob.

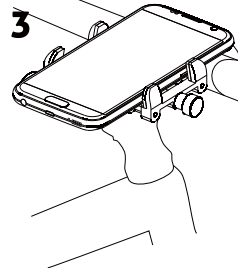
## Grasp your phone onto the stem



1 Loosen the screw of stem cap and remove it.



2 Mount the "Grasper" onto the headset cap with M6 screws by M4 Allen Key



3 You can place your phone into the "Grasper" and adjust the tightness by rotating the knob.

## WARNING



Material: Aircraft Grade Aluminium, Steel

Magnetic Force: 3500 Gs

Matching Size (smart Phone): 3"(5.5 × 8.4 Cm)~6"(15.2 × 10.2 Cm)

Max Loaded Weight: 500 G



Warning: This product has been designed for using your phone in stable condition such as City Road Cycling on smooth to mostly smooth road. We do not recommend using it in strenuous exercise such as off road, mountain or bumpy track riding.

